

INCHES



**SALT +FIN** TSHIRT

	14	16	18	20	XS	S	M	L	XL	2XL
A CHEST WIDTH	13	14	15	16	17	18	19	20	21	22
B LENGTH	21	22	24	24	25	26	27	28	29	30
C SLEEVE	3-1/4	3-1/2	3-3/4	4	4-1/4	4-1/2	4-3/4	5	5-1/4	5-1/2

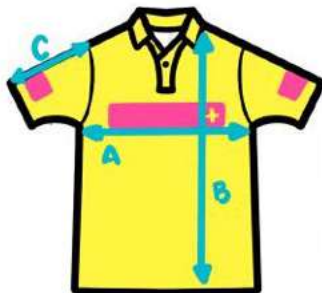
INCHES



**SALT +FIN** SINGLET

	14	16	18	20	XS	S	M	L	XL	2XL
A CHEST WIDTH	12	13	14	15	16	17	18	19	20	21
B LENGTH	19	20	21	22	23	24	25	26	27	28

INCHES



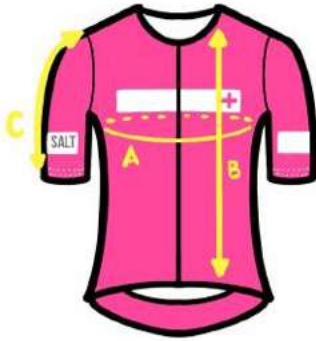
**SALT +FIN** POLO

	14	16	18	20	XS	S	M	L	XL	2XL
A CHEST WIDTH	13	14	15	16	17	18	19	20	21	22
B LENGTH	21	22	24	24	25	26	27	28	29	30
C SLEEVE	3-1/4	3-1/2	3-3/4	4	4-1/4	4-1/2	4-3/4	5	5-1/4	5-1/2

INCHES

SALT  
+FIN

# CYCLING JERSEY



	12	14	16	18	20	XS	S	M	L	XL	2XL	3XL	4XL
A CHEST CIRCUMFERENCE	22	24	26	28	30	32	34	36	38	40	42	44	46
B LENGTH	17	18	19	20	21	22	23	24	25	26	27	28	29
C SLEEVE	4-1/4	4-1/2	4-3/4	5	5-1/4	5-1/2	5-3/4	6	6-1/4	6-1/2	6-3/4	7	7-1/4

# MALE BASKETBALL SHORTS

INCHES



Size	C-HIPS	D SHORT LENGTH
XS	39	16
S	41	19
M	43	20
L	45	21
XL	47	22
XXL	49	23
XXXL	51	24
XXXL	53	25
XXXL	55	26

SALT  
+FIN

# FEMALE VOLLEYBALL SHORTS

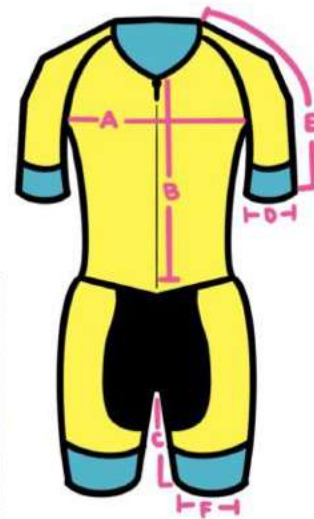
INCHES



Size	C-HIPS	D SHORT LENGTH
XS	31	12.5
S	32	13
M	33	13.5
L	34	14
XL	35	14.5
XXL	36	15
XXXL	37	15.5

SALT  
+FIN

# TRISUIT

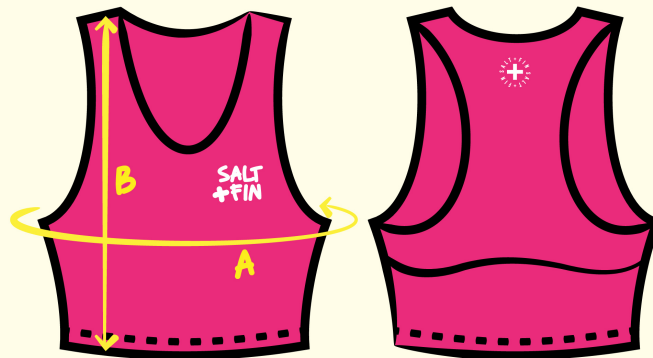


REMARKS	All Dimensions are measured manually with deviation ranged at 1-2 cm							
HEIGHT (CM)	158-167	163-170	168-175	173-180	168-183	181-185	183-190	185-193
WEIGHT (KG)	45-52	50-55	53-64	62-75	73-82	80-92	90-105	103-115
SIZE (CM)	XS	S	M	L	XL	2XL	3XL	4XL
A. 1/2 CHEST (CM)	38	40	42	44	46	48	50	52
B. FRONT ZIP LENGTH (CM)	30	32	34	36	38	40	42	44
C. INSEAM LENGTH	22.5	23	23.5	24	24.5	25	25.5	26
D. 1/2 CUFF CIRCUM (CM)	9.5	10	10.5	11	11.5	12	12.5	13
E. SLEEVE LENGTH (CM)	33.5	35	36.5	38	39.5	41	42.5	44
F. 1/2 LEG CIRCUM (CM)	18.5	19	19.5	20	20.5	21	21.5	22

SALT  
+FIN



# S+F PERFORMANCE FLEX BRA



## SIZE CHART IN INCHES

	18	20	XS	S	M	L
A CHEST CIRCUMFERENCE	23	24	25	26	27	28
B LENGTH	12.5	13	13	13.5	14	14.5



# GLOVES



(IN CM)

MEASUREMENTS	S	M	L	XL	XXL
A	17	17.5	18	18.5	19
B	8.5	9	9.5	9.5	10.5

# CYCLING BIB



MEASUREMENTS IN CM	XS	S	M	L	XL	2XL	3XL	4XL
WAIST	61	65	69	73	77	81	85	89
THIGH	38	39	40	41	42	43	44	45
INSEAM	20.5	21	21.5	22	22.5	23	23.5	24

VERSION TYPE	MQ 232							
FABRIC								
REMARKS	All Dimensions are measured manually with deviation ranged at 1-2 cm							
HEIGHT (CM)	158-167	163-170	168-175	173-180	168-183	181-185	183-190	185-193
WEIGHT (KG)	45-52	50-55	53-64	62-75	73-82	80-92	90-105	103-115
SIZE (CM)	XS	S	M	L	XL	2XL	3XL	4XL
A. 1/2 CHEST (CM)	48	50	52	54	56	58	60	62
B. FRONT ZIP LENGTH (CM)	58	60	62	64	66	68	70	72
C. BACK LENGTH (CM)	67	69	71	73	75	77	79	81
D. SLEEVE LENGTH (CM)	64	65.5	67	68.5	70	71.5	73	74.5
E. 1/2 CUFF CIRCUM (CM)	7.5	8	8.5	9	9.5	10	10.5	11

# JACKET

SALT  
+FIN



# SEAMLESS SPLIT SHORT

SECTION NUMBER: 9009

SIZE: XS/S/M/L/XL

FABRIC: 90% POLYESTER 10% SPANDEX

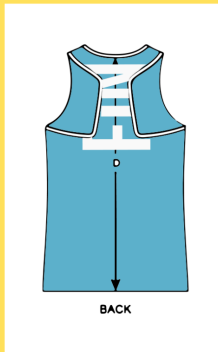
COLOR: GREEN, BLACK, ORANGE, NAVY  
GREY, CYAN

SIZE	XS	S	M	L	XL
LENGTH	28	29.5	31	32.5	34
HIP	51	53	55	57	59
FRONT RISE	26	27	28	29	30
BACK RISE	36	37	38	39	40
LEG OPENING	30	31	32	33	34

\*Dimensions in cm



# SEAMLESS CLASSIC SERIES



POSITION	XXS	XS	S	M	L	XL	XXL	3XL
A. 1/2 CHEST	38	40	42	44	46	48.5	51	53.5
B. 1/2 HEM	40	42	44	46	48	50.5	53	55.5
D. BACK LENGTH	58	60	62	64	66	68	70	72
E. 1/2 COLLAR HOLE	27.5	28	28.5	29	29.5	30	30.5	31

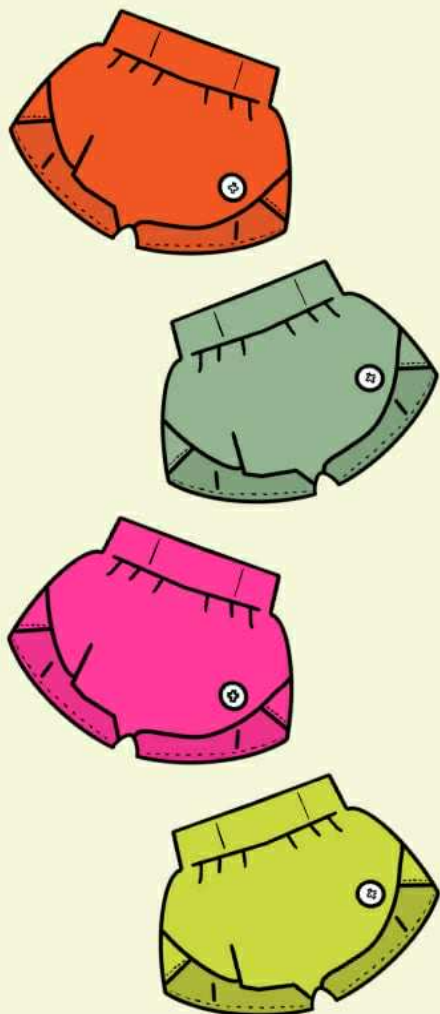
*\*Dimensions in cm*



S+F

# INTENSITY SHORTS

## SIZE CHART



SIZE	LENGTH	WAIST	HIP
XS	26	62	102
S	26.5	66	106
M	27	70	112
L	27.5	74	119
XL	28	80	126
XXL	28.5	86	133

\*SIZES ABOVE ARE IN CM



# S+F CREW NECK

SIZE CHART




SIZE	BODY LENGTH BACK	SHOULDER WIDTH
S	66	45
M	69	46.5
L	72	48
XL	75	50

MEASUREMENTS ARE IN CM



# S+F LIFESTYLE TEE

SIZE CHART



SIZE	BODY LENGTH BACK	SHOULDER WIDTH
S	66	42.5
M	69	44
L	72	45.5
XL	75	47.5

MEASUREMENTS ARE IN CM