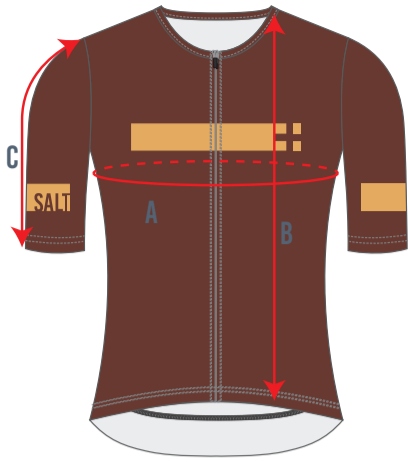


SALT +FIN

CYCLING JERSEY

INCHES

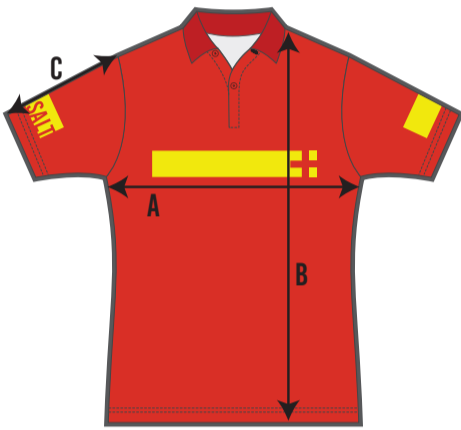


	12	14	16	18	20	XS	S	M	L	XL	2XL	3XL	4XL
A CHEST CIRCUMFERENCE	22	24	26	28	30	32	34	36	38	40	42	44	46
B LENGTH	17	18	19	20	21	22	23	24	25	26	27	28	29
C SLEEVE	4-1/4	4-1/2	4-3/4	5	5-1/4	5-1/2	5-3/4	6	6-1/4	6-1/2	6-3/4	7	7-1/4

SALT +FIN

POLO

INCHES

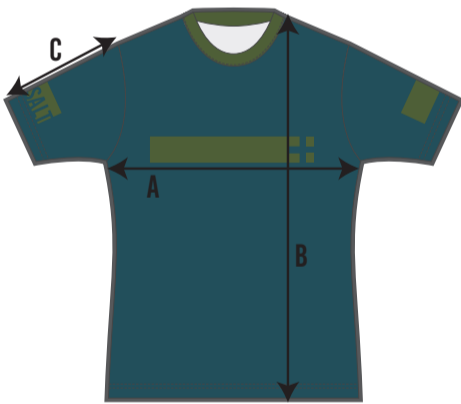


	14	16	18	20	XS	S	M	L	XL	2XL
A CHEST WIDTH	13	14	15	16	17	18	19	20	21	22
B LENGTH	21	22	24	24	25	26	27	28	29	30
C SLEEVE	3-1/4	3-1/2	3-3/4	4	4-1/4	4-1/2	4-3/4	5	5-1/4	5-1/2

SALT +FIN

TSHIRT

INCHES

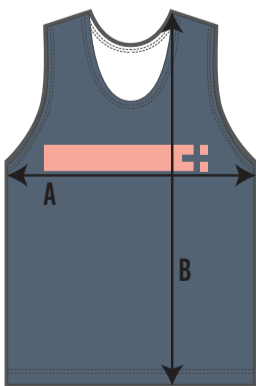


	14	16	18	20	XS	S	M	L	XL	2XL
A CHEST WIDTH	13	14	15	16	17	18	19	20	21	22
B LENGTH	21	22	24	24	25	26	27	28	29	30
C SLEEVE	3-1/4	3-1/2	3-3/4	4	4-1/4	4-1/2	4-3/4	5	5-1/4	5-1/2


SALT +FIN

SINGLET

INCHES



	14	16	18	20	XS	S	M	L	XL	2XL
A CHEST WIDTH	12	13	14	15	16	17	18	19	20	21
B LENGTH	19	20	21	22	23	24	25	26	27	28



MEASUREMENTS (CM)	XS	S	M	L	XL	2XL	3XL	4XL
WAIST	61	65	69	73	77	81	85	89
THIGH	38	39	40	41	42	43	44	45
INSEAM	20.5	21	21.5	22	22.5	23	23.5	24



SIZE	A FRONT ZIP	B CHEST	C CUFF	D SLEEVE	E WAISTLINE	F HIP	G INSEAM
S	41	77	25	32	62	25	21
M	42.5	81	26	33	76	26	22
L	44	85	27	34	80	27	23
XL	45.5	89	28	35	84	28	24
2XL	47	93	29	36	88	29	25
3XL	48.5	97	30	37	92	30	26






Diagram illustrating the measurement points for the sock: TOP CIRCUMFERENCE, HEIGHT, and BOTTOM CIRCUMFERENCE.

SIZE		TOP CIRCUMFERENCE	BOTTOM CIRCUMFERENCE	HEIGHT
S	(36-38 EU)	200mm	170mm	165mm
M	(39-41 EU)	220mm	175mm	180mm
L	(42-44 EU)	230mm	180mm	195mm
XL	(45-47 EU)	240mm	180mm	195mm

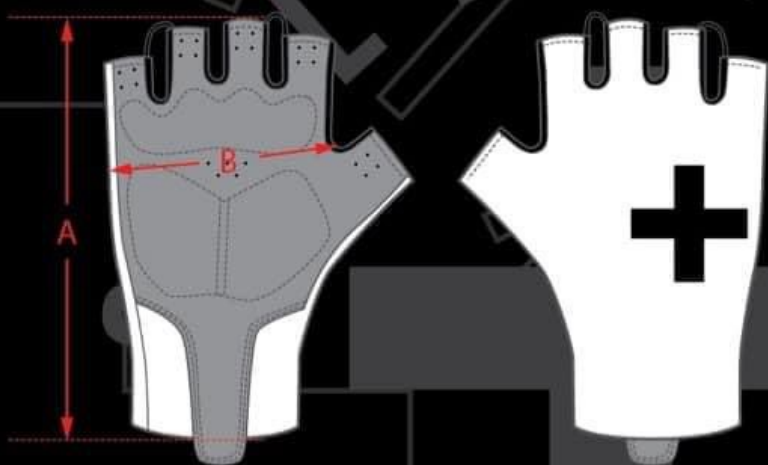


Diagram illustrating the measurement points for the gloves: A (height) and B (width).

MEASUREMENTS (CM)	S	M	L	XL	2XL
A	17	17.5	18	18.5	19
B	8.5	9	9.5	9.5	10.5

